

# **LLMs as few-shot learners**

**NLP: Fall 2023**

**Anoop Sarkar**

**"Language provides a natural domain for the study of artificial intelligence, as the vast majority of reasoning tasks can be efficiently expressed and evaluated in language, and the world's text provides a wealth of data for unsupervised learning via generative modeling."**

**- OpenAI**

---

# Improving Language Understanding by Generative Pre-Training

---

GPT1

**Alec Radford**  
OpenAI  
alec@openai.com

**Karthik Narasimhan**  
OpenAI  
karthikn@openai.com

**Tim Salimans**  
OpenAI  
tim@openai.com

**Ilya Sutskever**  
OpenAI  
ilyasu@openai.com

# GPT1

## Pre-training an autoregressive language model

BooksCorpus: 7K  
unpublished books  
(1B words)

- Start with a large amount of unlabeled data  $\mathcal{U} = \{u_1, \dots, u_n\}$

- Pre-training objective: Maximize the likelihood of predicting the next token

- $$L_i(\mathcal{U}) = \sum_i \log P(u_i | u_{i-k}, \dots, u_{i-1}; \Theta)$$

$U = (u_{-k}, \dots, u_{-1})$  is the context vector of tokens

- This is equivalent to training a Transformer decoder

$n$  is the number of Transformer layers

- $$h_0 = U \boxed{W_e} + W_p$$

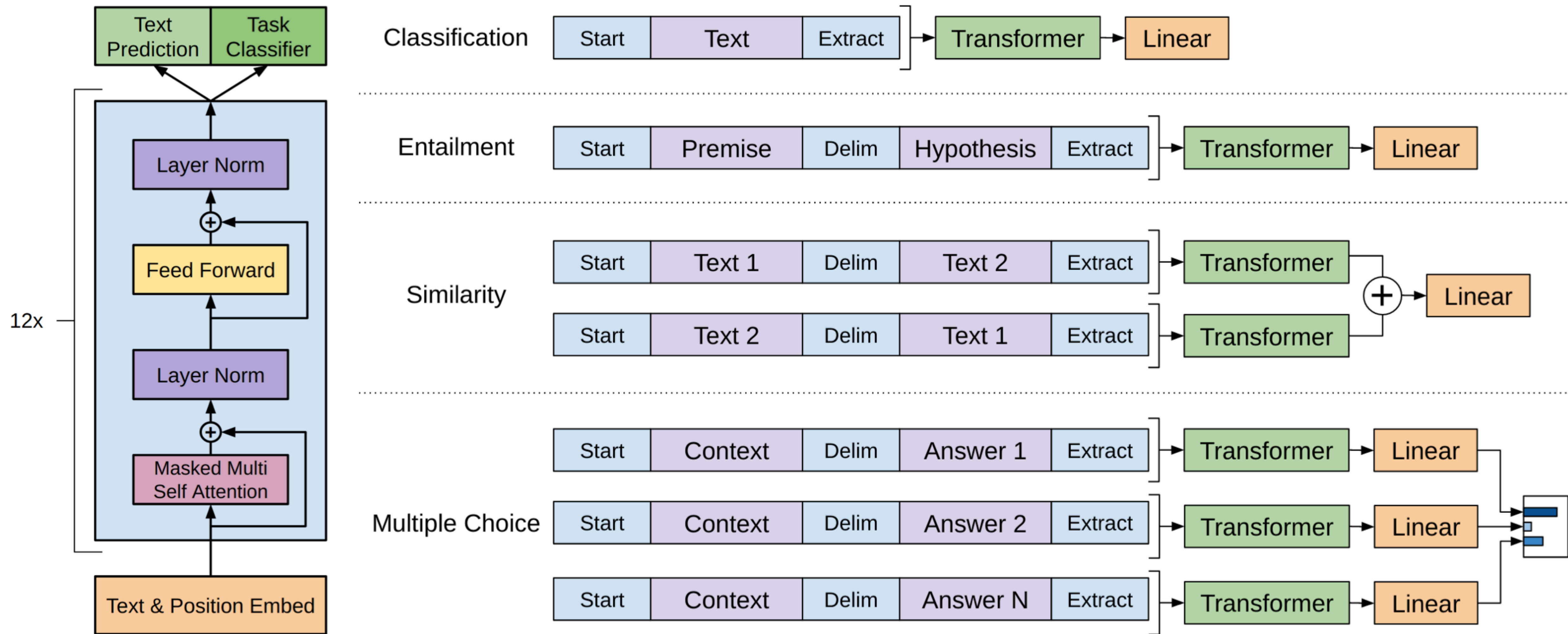
$W_e$  is the token embedding matrix

- $$h_\ell = \text{transformer\_block}(h_{\ell-1}) \forall \ell \in [1, n]$$

$W_p$  is the position embedding matrix

- $$P(u) = \text{softmax}(h_n \boxed{W_e^T})$$

- Directionality is needed to generate a well-formed probability distribution



This setup was for fine-tuning GPT1 but also works for in-context learning in GPT2 and GPT3.

The GPT2 paper

---

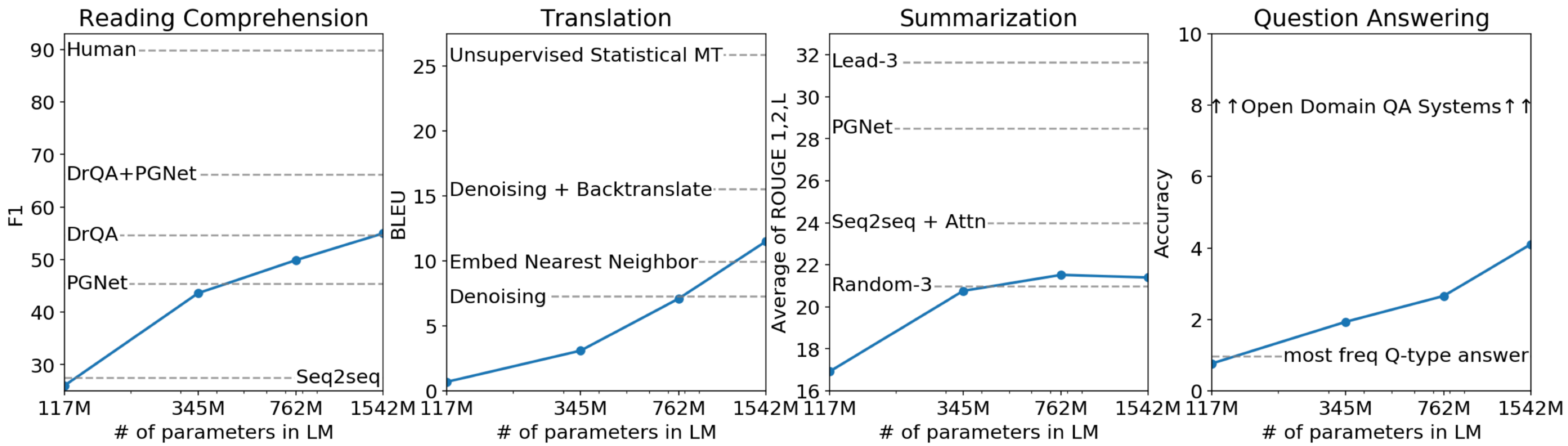
# Language Models are Unsupervised Multitask Learners

---

**Alec Radford** \*<sup>1</sup> **Jeffrey Wu** \*<sup>1</sup> **Rewon Child**<sup>1</sup> **David Luan**<sup>1</sup> **Dario Amodei** \*\*<sup>1</sup> **Ilya Sutskever** \*\*<sup>1</sup>

[https://cdn.openai.com/better-language-models/  
language\\_models\\_are\\_unsupervised\\_multitask\\_learners.pdf](https://cdn.openai.com/better-language-models/language_models_are_unsupervised_multitask_learners.pdf)

Feb 2019



# WebText corpus

- Train on web scale corpus but with more reliable data compared to the CommonCrawl.
- English-only, so language detection is used
- Outgoing links from reddit (with at least 3 karma)
- No reddit data was used, instead use the content of the web sites linked on reddit discussions
- 8M documents with 40GB of text

Language detection: <https://github.com/CLD2Owners/cld2>

News site scraping: <https://github.com/codelucas/newspaper>



---

”I’m not the cleverest man in the world, but like they say in French: **Je ne suis pas un imbecile [I’m not a fool]**.

In a now-deleted post from Aug. 16, Soheil Eid, Tory candidate in the riding of Joliette, wrote in French: **”Mentez mentez, il en restera toujours quelque chose,”** which translates as, **”Lie lie and something will always remain.”**

“I hate the word ‘perfume,’” Burr says. ‘It’s somewhat better in French: ‘parfum.’

If listened carefully at 29:55, a conversation can be heard between two guys in French: **“-Comment on fait pour aller de l’autre côté? -Quel autre côté?”**, which means **“- How do you get to the other side? - What side?”**.

If this sounds like a bit of a stretch, consider this question in French: **As-tu aller au cinéma?**, or **Did you go to the movies?**, which literally translates as **Have-you to go to movies/theater?**

**“Brevet Sans Garantie Du Gouvernement”**, translated to English: **“Patented without government warranty”**.

---

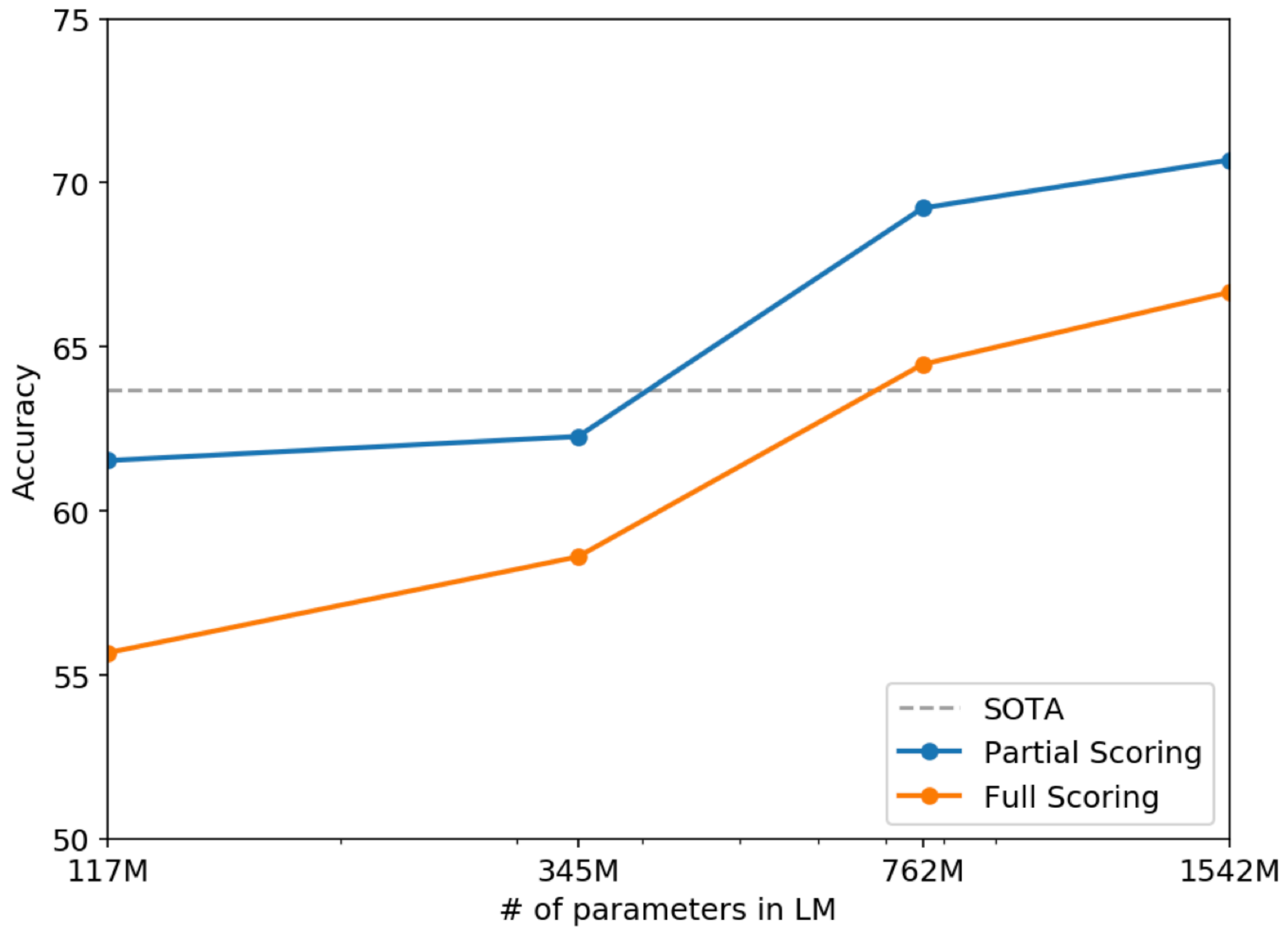
*Table 1.* Examples of naturally occurring demonstrations of English to French and French to English translation found throughout the WebText training set.

Parameters	Layers	$d_{model}$
117M	12	768
345M	24	1024
762M	36	1280
1542M	48	1600

*Table 2.* Architecture hyperparameters for the 4 model sizes.

## Perplexity Results

	LAMBADA (PPL)	LAMBADA (ACC)	CBT-CN (ACC)	CBT-NE (ACC)	WikiText2 (PPL)	PTB (PPL)	enwik8 (BPB)	text8 (BPC)	WikiText103 (PPL)	1BW (PPL)
SOTA	99.8	59.23	85.7	82.3	39.14	46.54	0.99	1.08	18.3	<b>21.8</b>
117M	<b>35.13</b>	45.99	<b>87.65</b>	<b>83.4</b>	<b>29.41</b>	65.85	1.16	1.17	37.50	75.20
345M	<b>15.60</b>	55.48	<b>92.35</b>	<b>87.1</b>	<b>22.76</b>	47.33	1.01	<b>1.06</b>	26.37	55.72
762M	<b>10.87</b>	<b>60.12</b>	<b>93.45</b>	<b>88.0</b>	<b>19.93</b>	<b>40.31</b>	<b>0.97</b>	<b>1.02</b>	22.05	44.575
1542M	<b>8.63</b>	<b>63.24</b>	<b>93.30</b>	<b>89.05</b>	<b>18.34</b>	<b>35.76</b>	<b>0.93</b>	<b>0.98</b>	<b>17.48</b>	42.16



*Figure 3.* Performance on the Winograd Schema Challenge as a function of model capacity.

---

# Language Models are Few-Shot Learners

---

**Tom B. Brown\***

**Benjamin Mann\***

**Nick Ryder\***

**Melanie Subbiah\***

**Jared Kaplan<sup>†</sup>**

**Prafulla Dhariwal**

**Arvind Neelakantan**

**Pranav Shyam**

**Girish Sastry**

**Amanda Askell**

**Sandhini Agarwal**

**Ariel Herbert-Voss**

**Gretchen Krueger**

**Tom Henighan**

**Rewon Child**

**Aditya Ramesh**

**Daniel M. Ziegler**

**Jeffrey Wu**

**Clemens Winter**

**Christopher Hesse**

**Mark Chen**

**Eric Sigler**

**Mateusz Litwin**

**Scott Gray**

**Benjamin Chess**

**Jack Clark**

**Christopher Berner**

**Sam McCandlish**

**Alec Radford**

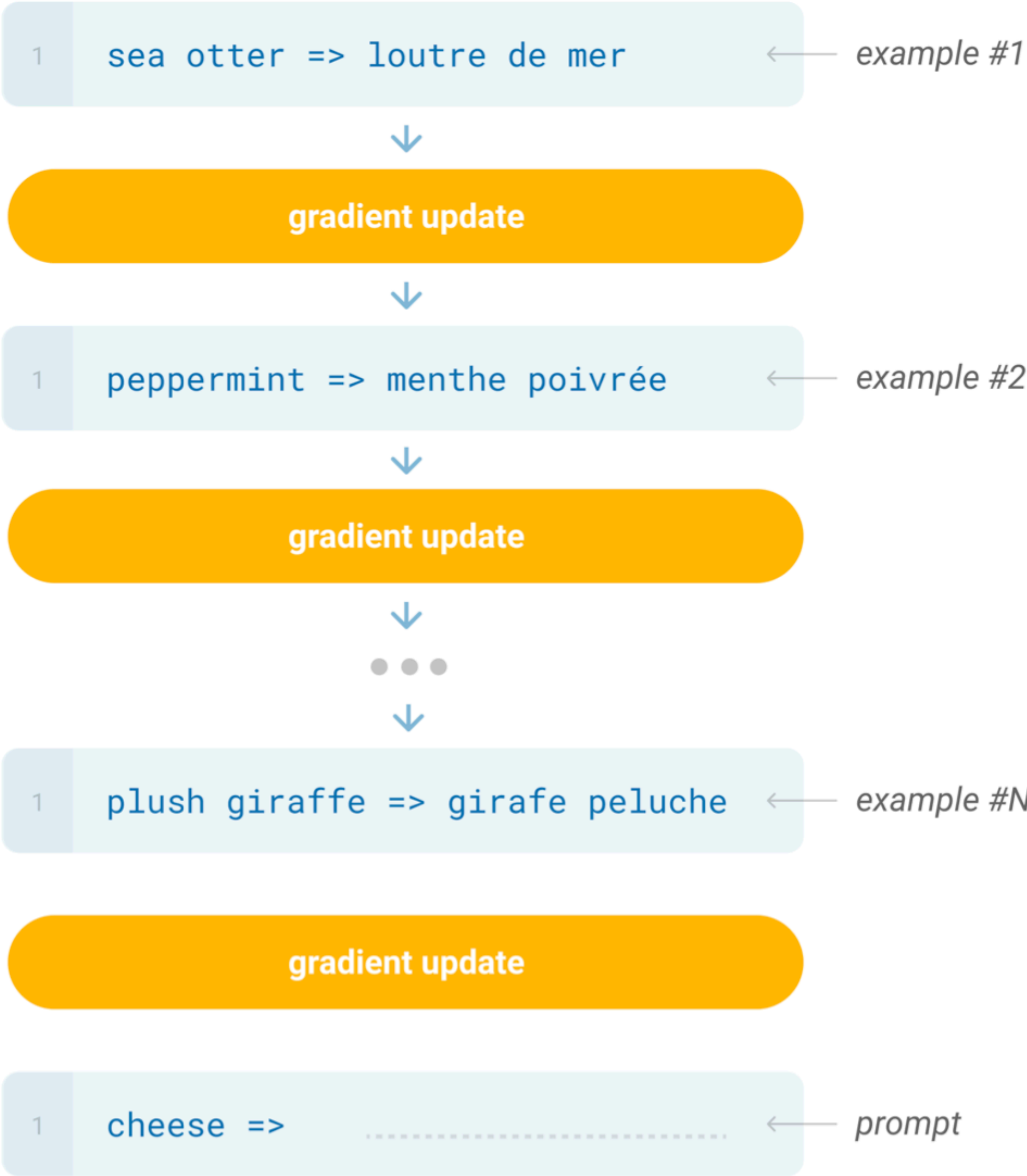
**Ilya Sutskever**

**Dario Amodei**

# Traditional fine-tuning (not used for GPT-3)

## Fine-tuning

The model is trained via repeated gradient updates using a large corpus of example tasks.



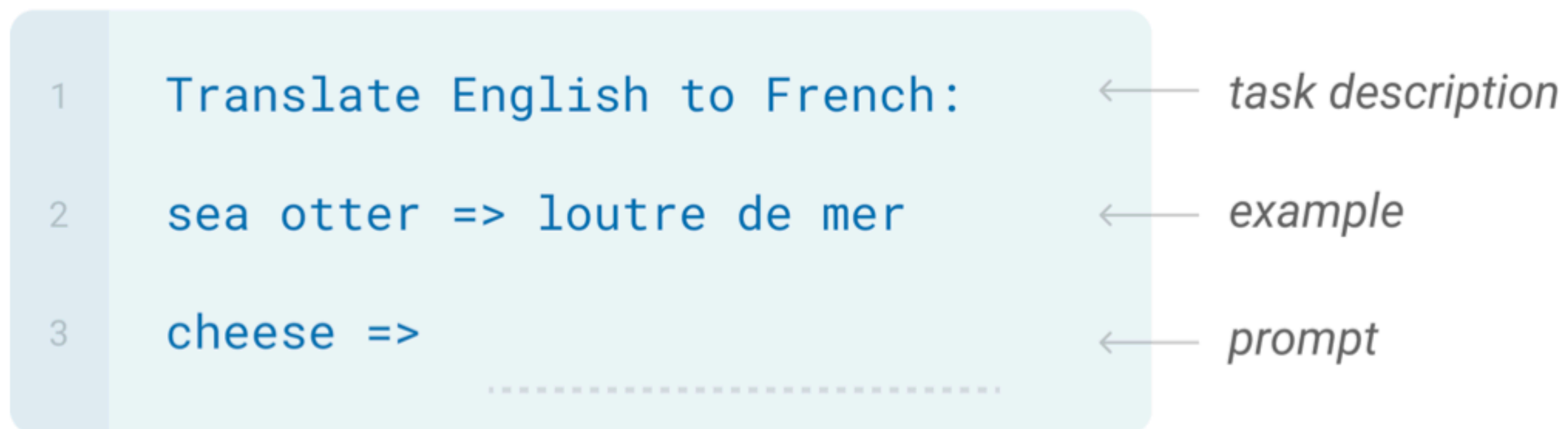
## Zero-shot

The model predicts the answer given only a natural language description of the task. No gradient updates are performed.



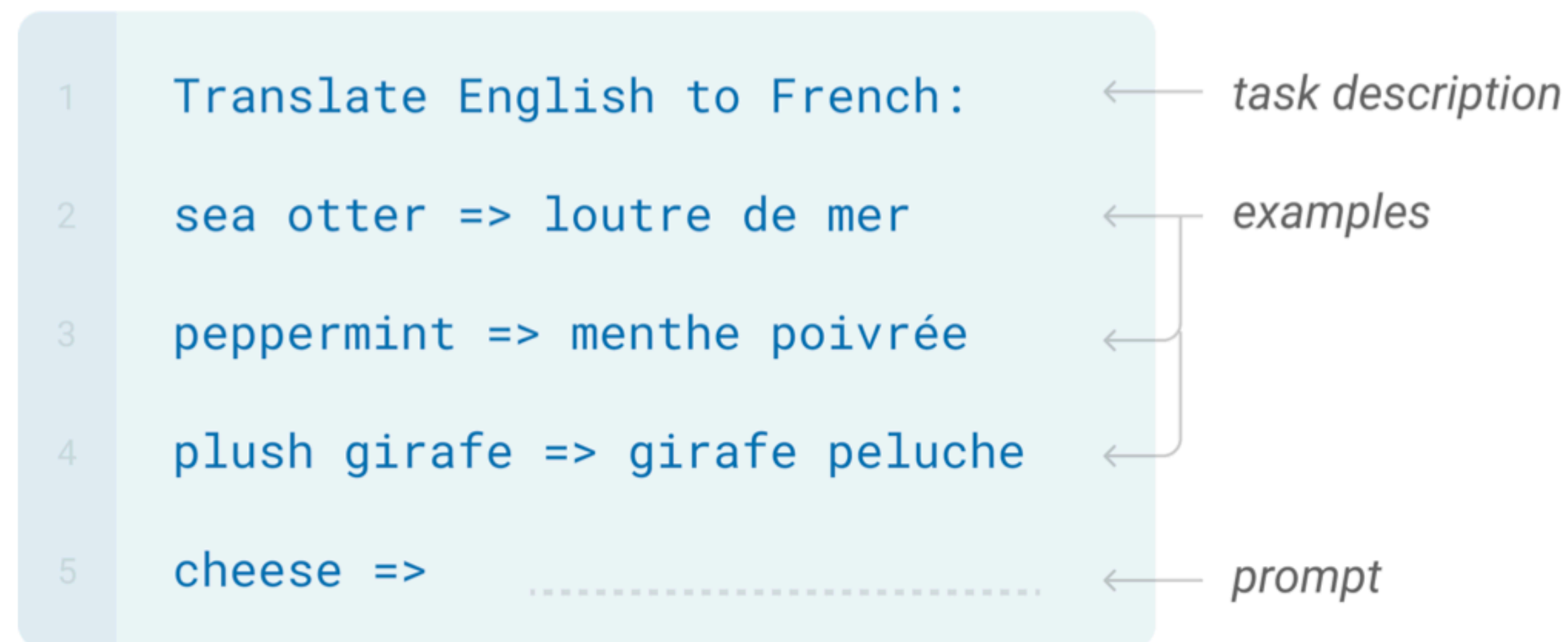
## One-shot

In addition to the task description, the model sees a single example of the task. No gradient updates are performed.



## Few-shot

In addition to the task description, the model sees a few examples of the task. No gradient updates are performed.



# Fine-tuning fails at scale

- LLMs  $>10\text{B}$  parameters are very difficult to fine-tune and requires a big compute budget
- So in-context learning using a long prompt or prefix is needed to coax the answer from a "predict the next token" approach to solving multiple tasks
- Pre-training on web-scale text can observe many different tasks in-context during training in the inner loop (per batch)
- Gradient descent improves the model representations based on next token prediction over many batch updates in the outer loop



outer loop

Learning via SGD during unsupervised pre-training

inner loop

1	5 + 8 = 13
2	7 + 2 = 9
3	1 + 0 = 1
4	3 + 4 = 7
5	5 + 9 = 14
6	9 + 8 = 17

↑  
sequence #1

In-context learning

1	gaot => goat
2	sakne => snake
3	brid => bird
4	fsih => fish
5	dcuk => duck
6	cmihp => chimp

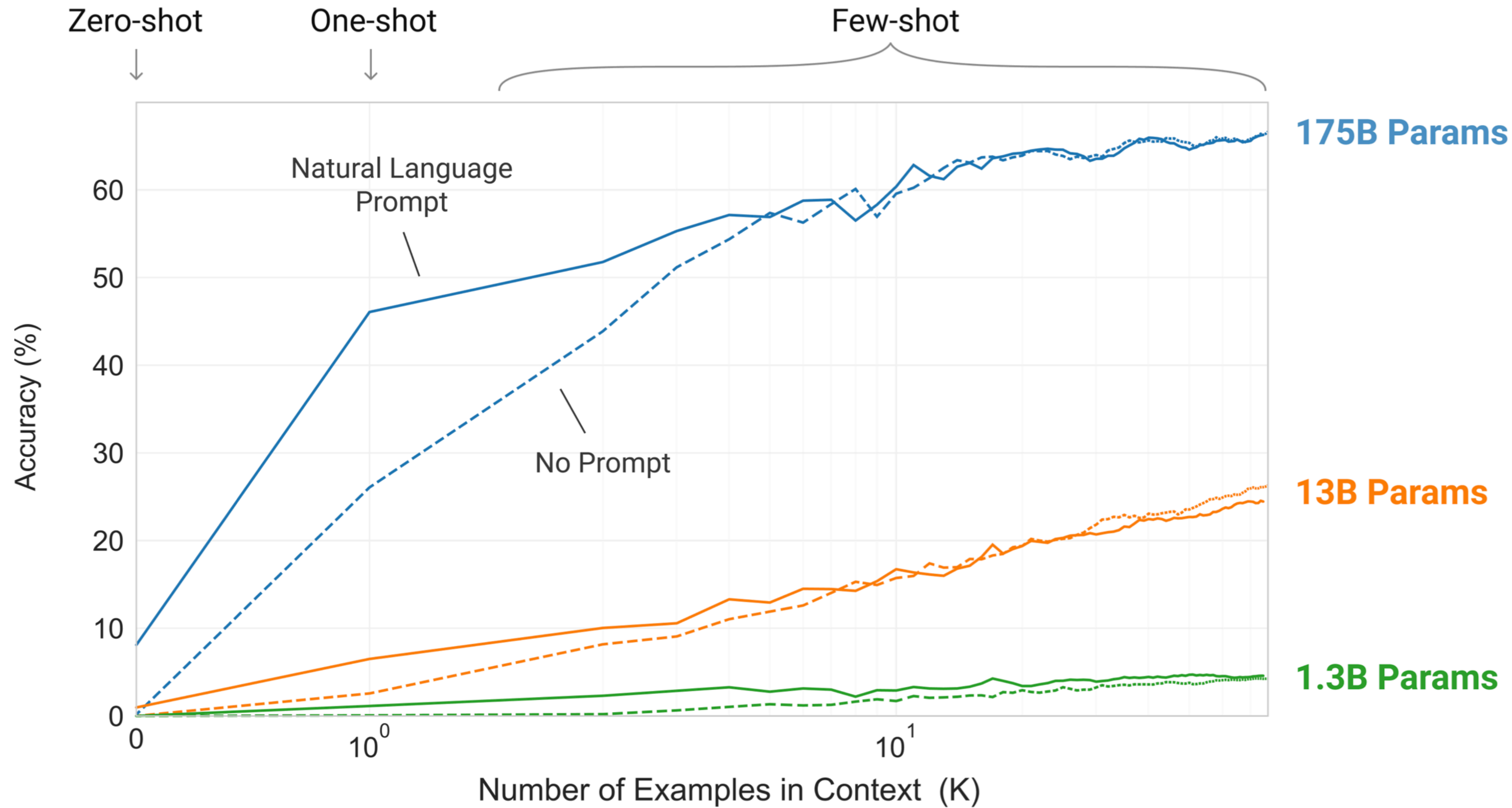
↑  
sequence #2

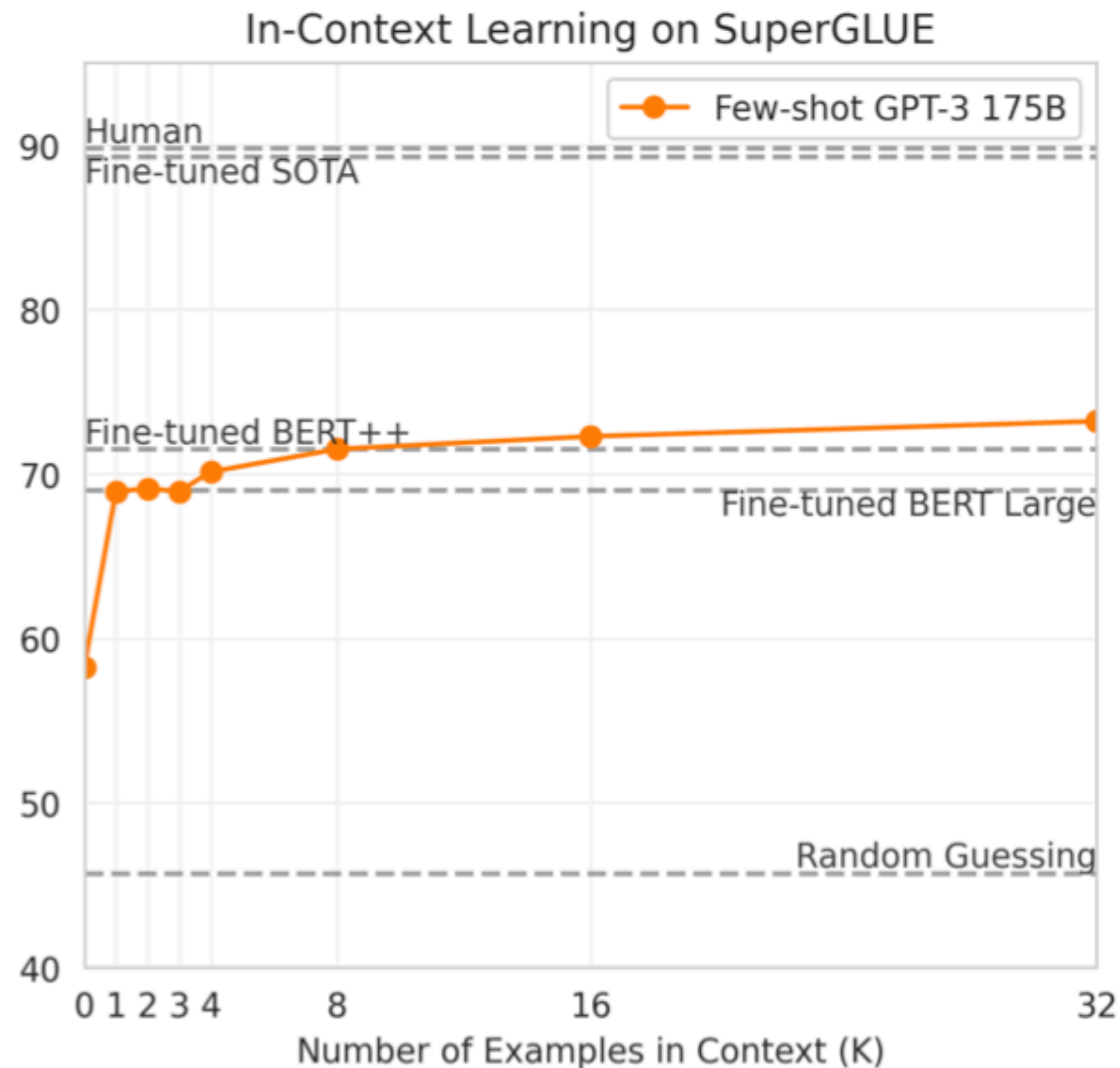
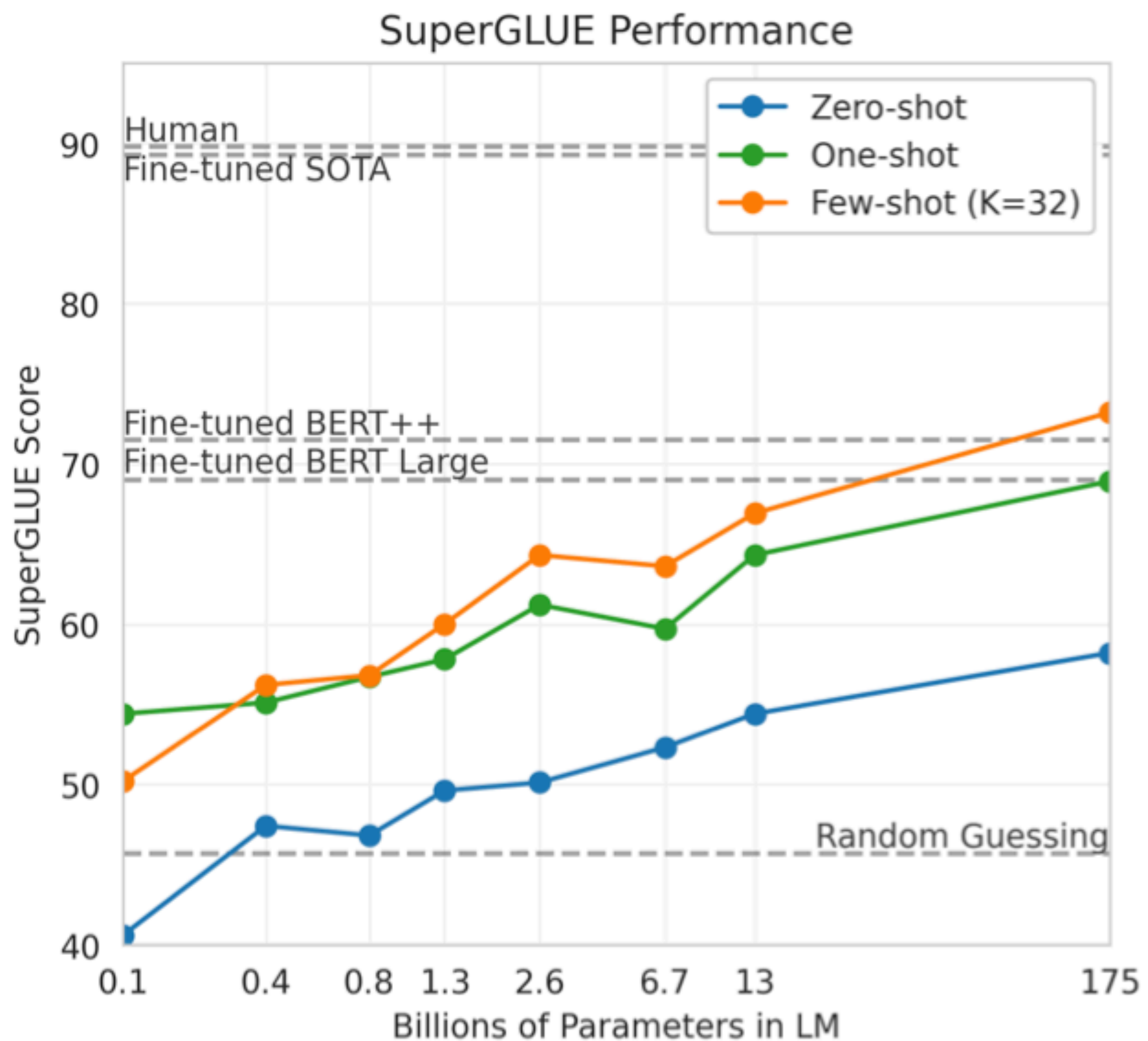
In-context learning

1	thanks => merci
2	hello => bonjour
3	mint => menthe
4	wall => mur
5	otter => loutre
6	bread => pain

↑  
sequence #3

In-context learning





**Performance on SuperGLUE increases with number of examples in context.** We find the difference in performance between the BERT-Large and BERT++ to be roughly equivalent to the difference between GPT-3 with one example per context versus eight examples per context.

	SuperGLUE Average	BoolQ Accuracy	CB Accuracy	CB F1	COPA Accuracy	RTE Accuracy
Fine-tuned SOTA	<b>89.0</b>	<b>91.0</b>	<b>96.9</b>	<b>93.9</b>	<b>94.8</b>	<b>92.5</b>
Fine-tuned BERT-Large	69.0	77.4	83.6	75.7	70.6	71.7
GPT-3 Few-Shot	71.8	76.4	75.6	52.0	92.0	69.0

	WiC Accuracy	WSC Accuracy	MultiRC Accuracy	MultiRC F1a	ReCoRD Accuracy	ReCoRD F1
Fine-tuned SOTA	<b>76.1</b>	<b>93.8</b>	<b>62.3</b>	<b>88.2</b>	<b>92.5</b>	<b>93.3</b>
Fine-tuned BERT-Large	69.6	64.6	24.1	70.0	71.3	72.0
GPT-3 Few-Shot	49.4	80.1	30.5	75.4	90.2	91.1

**Table 3.5:** Performance of GPT-3 on SuperGLUE compared to fine-tuned baselines and SOTA. All results are reported on the test set. GPT-3 few-shot is given a total of 32 examples within the context of each task and performs no gradient updates.

---

Setting	LAMBADA (acc)	LAMBADA (ppl)	StoryCloze (acc)	HellaSwag (acc)
SOTA	68.0 <sup>a</sup>	8.63 <sup>b</sup>	<b>91.8<sup>c</sup></b>	<b>85.6<sup>d</sup></b>
GPT-3 Zero-Shot	<b>76.2</b>	<b>3.00</b>	83.2	78.9
GPT-3 One-Shot	<b>72.5</b>	<b>3.35</b>	84.7	78.1
GPT-3 Few-Shot	<b>86.4</b>	<b>1.92</b>	87.7	79.3

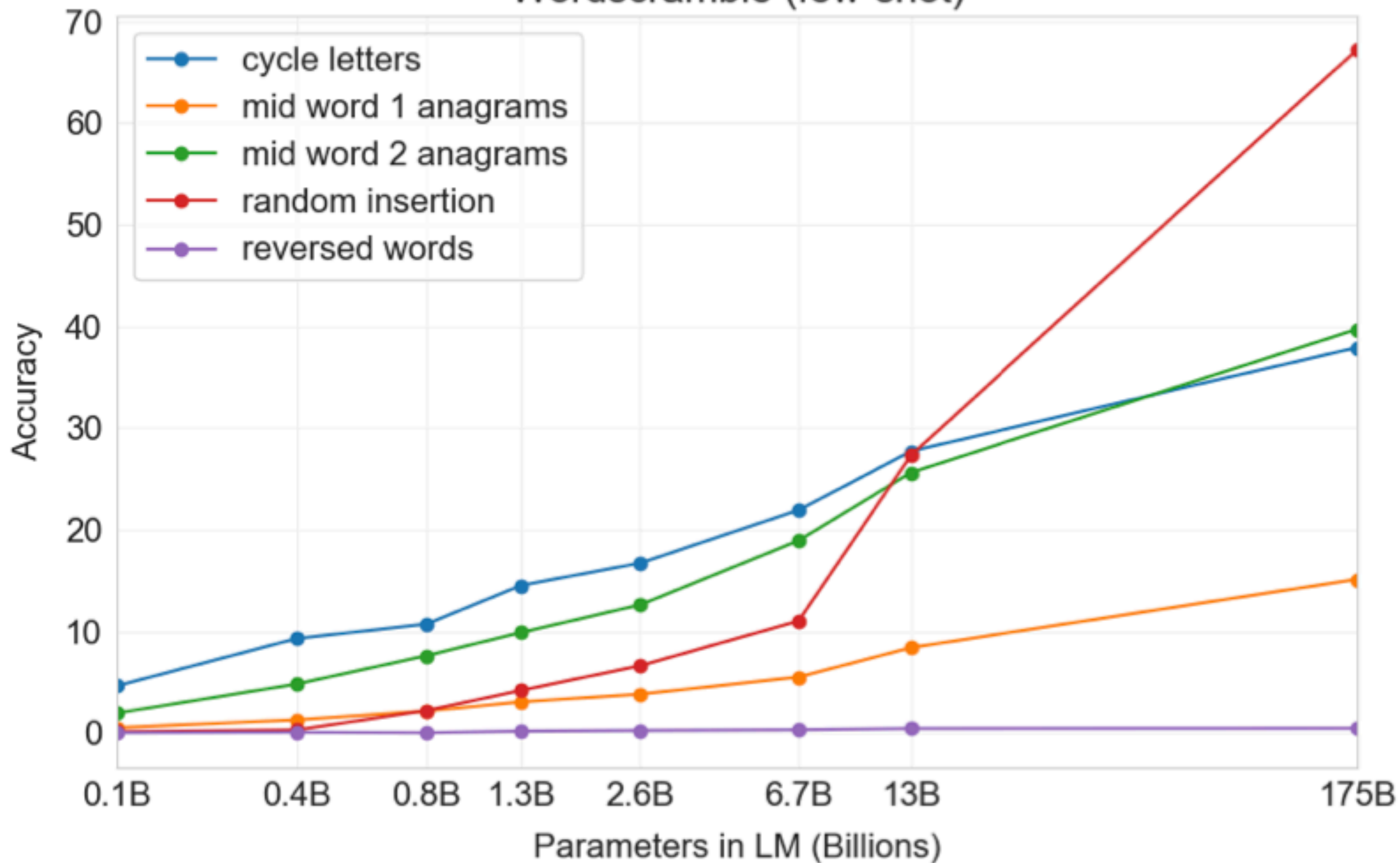
---

Setting	NaturalQS	WebQS	TriviaQA
RAG (Fine-tuned, Open-Domain) [LPP <sup>+</sup> 20]	<b>44.5</b>	<b>45.5</b>	<b>68.0</b>
T5-11B+SSM (Fine-tuned, Closed-Book) [RRS20]	36.6	44.7	60.5
T5-11B (Fine-tuned, Closed-Book)	34.5	37.4	50.1
GPT-3 Zero-Shot	14.6	14.4	64.3
GPT-3 One-Shot	23.0	25.3	<b>68.0</b>
GPT-3 Few-Shot	29.9	41.5	<b>71.2</b>

Setting	ARC (Easy)	ARC (Challenge)	CoQA	DROP
Fine-tuned SOTA	<b>92.0<sup>a</sup></b>	<b>78.5<sup>b</sup></b>	<b>90.7<sup>c</sup></b>	<b>89.1<sup>d</sup></b>
GPT-3 Zero-Shot	68.8	51.4	81.5	23.6
GPT-3 One-Shot	71.2	53.2	84.0	34.3
GPT-3 Few-Shot	70.1	51.5	85.0	36.5

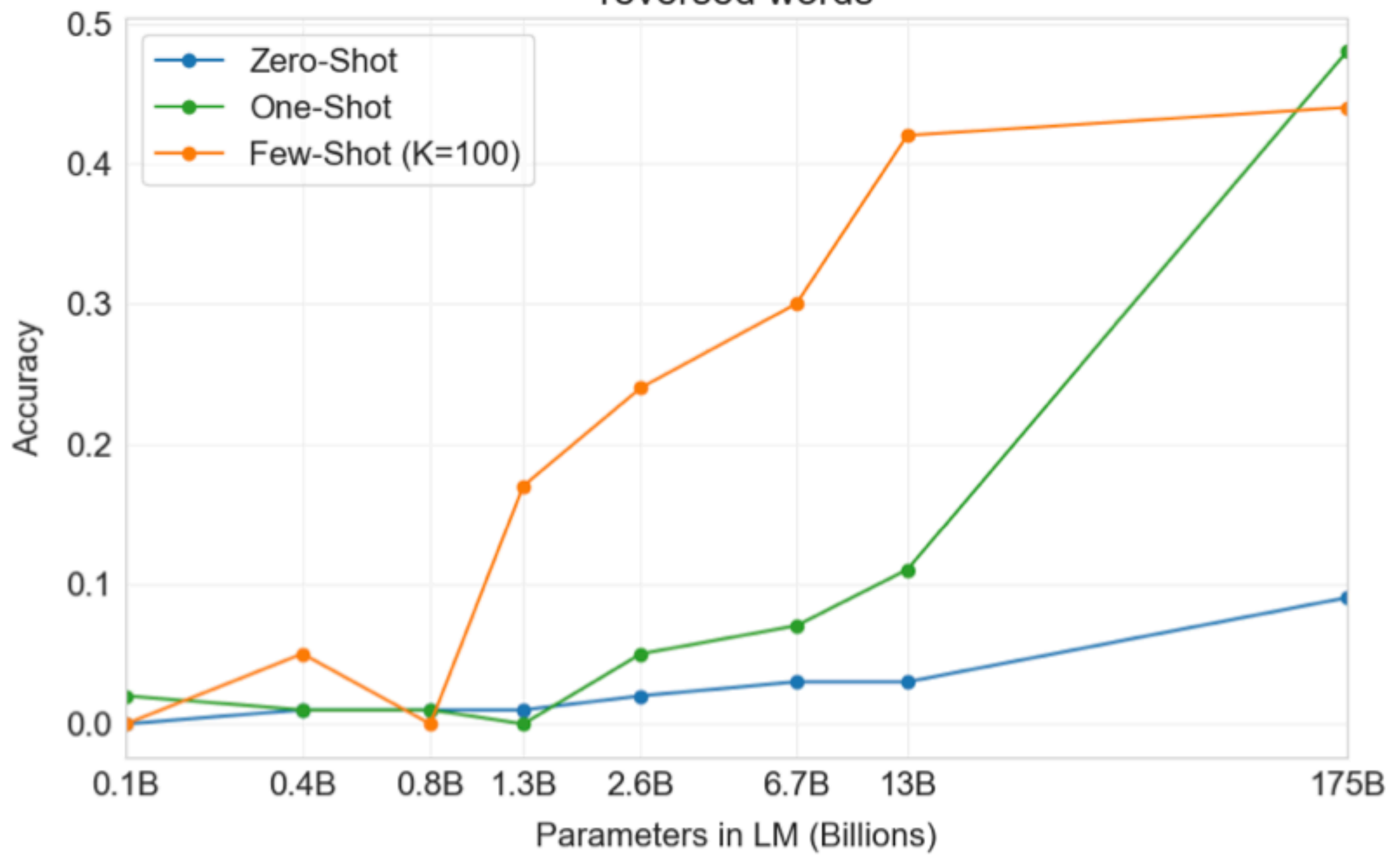
Setting	En→Fr	Fr→En	En→De	De→En	En→Ro	Ro→En
SOTA (Supervised)	<b>45.6<sup>a</sup></b>	35.0 <sup>b</sup>	<b>41.2<sup>c</sup></b>	40.2 <sup>d</sup>	<b>38.5<sup>e</sup></b>	<b>39.9<sup>e</sup></b>
XLM [LC19]	33.4	33.3	26.4	34.3	33.3	31.8
MASS [STQ <sup>+</sup> 19]	<u>37.5</u>	34.9	28.3	35.2	<u>35.2</u>	33.1
mBART [LGG <sup>+</sup> 20]	-	-	<u>29.8</u>	34.0	35.0	30.5
GPT-3 Zero-Shot	25.2	21.2	24.6	27.2	14.1	19.9
GPT-3 One-Shot	28.3	33.7	26.2	30.4	20.6	38.6
GPT-3 Few-Shot	32.6	<u>39.2</u>	29.7	<u>40.6</u>	21.0	<u>39.5</u>

### Wordscramble (few-shot)

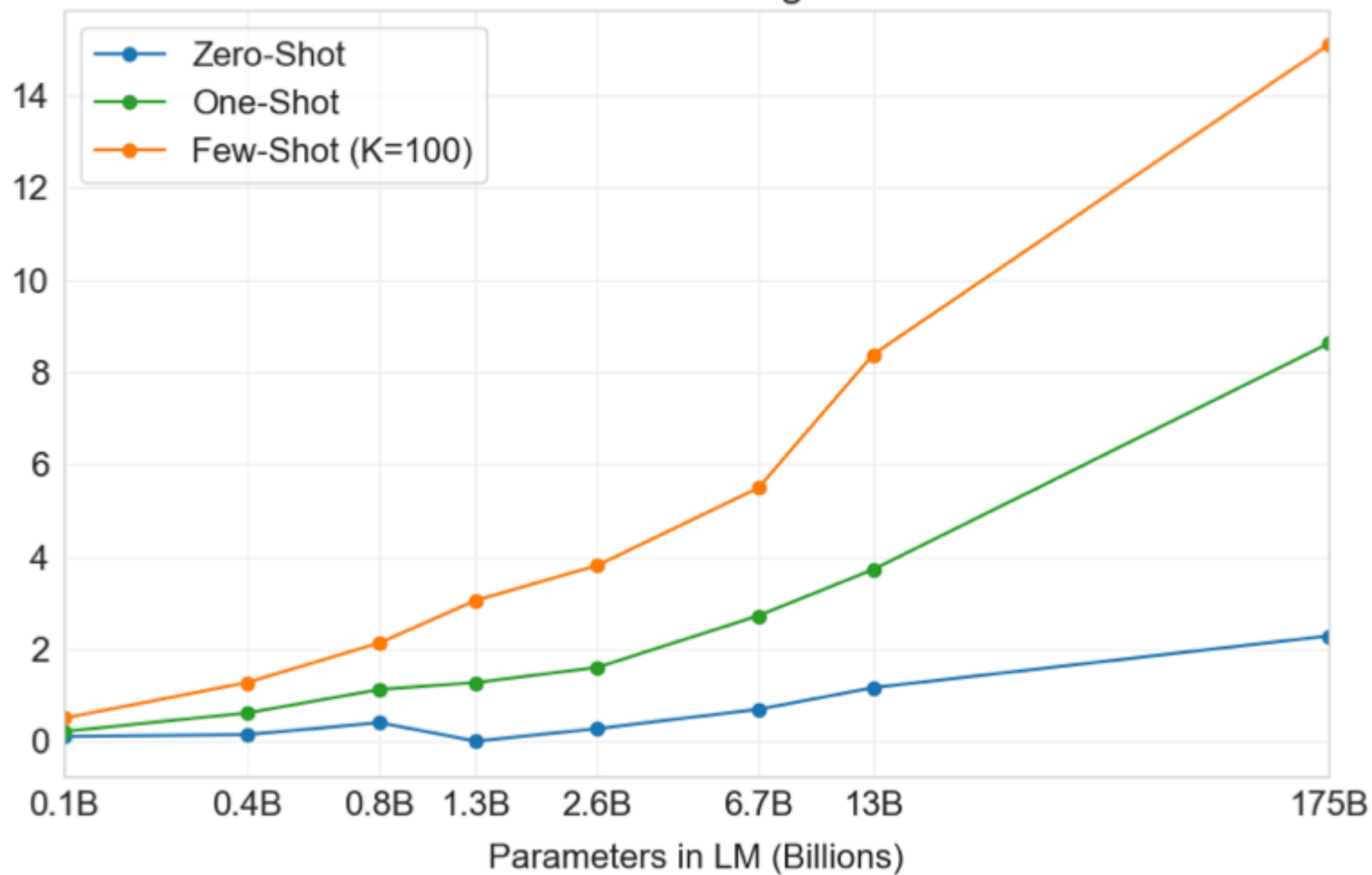




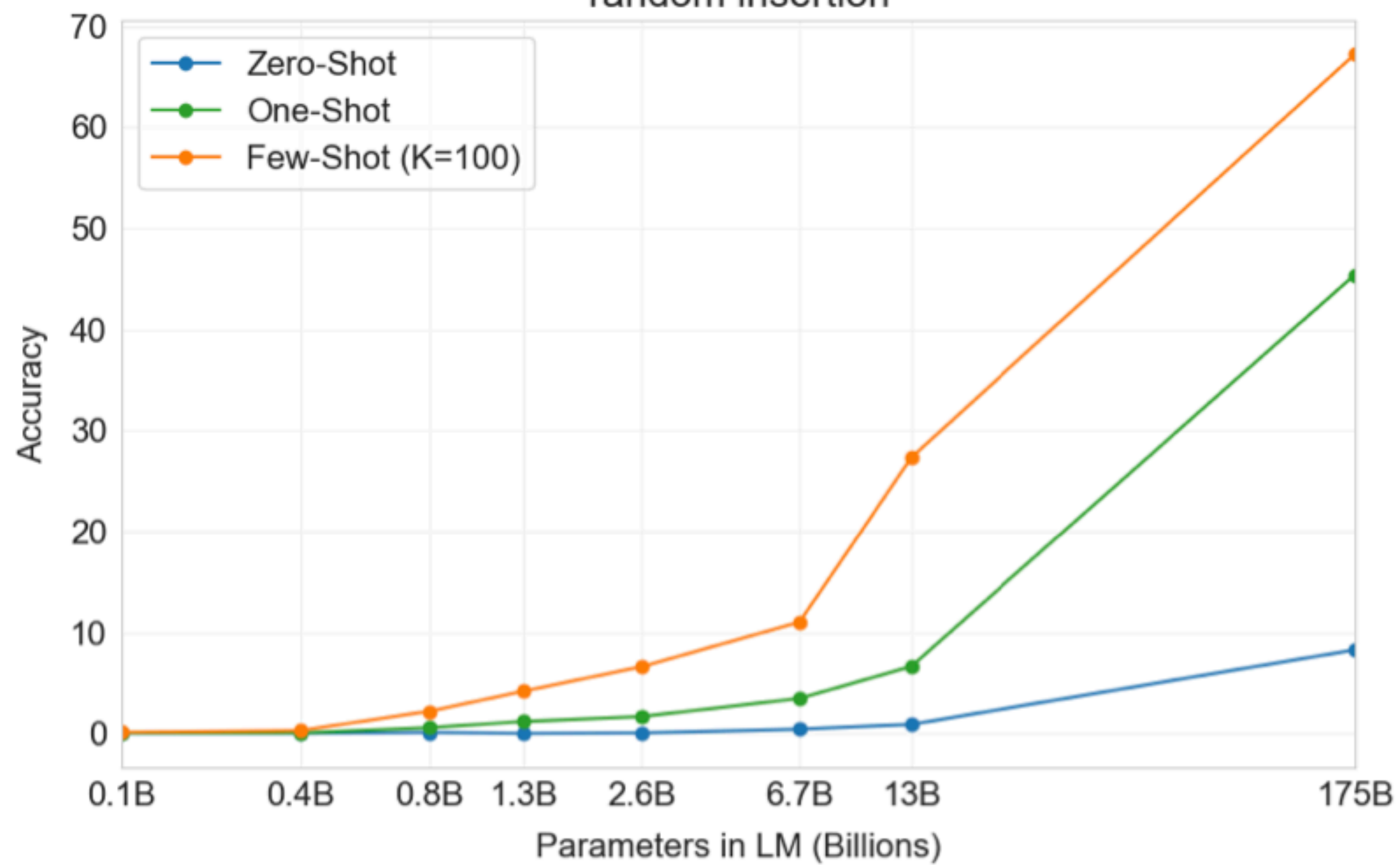
reversed words



mid word 1 anagrams



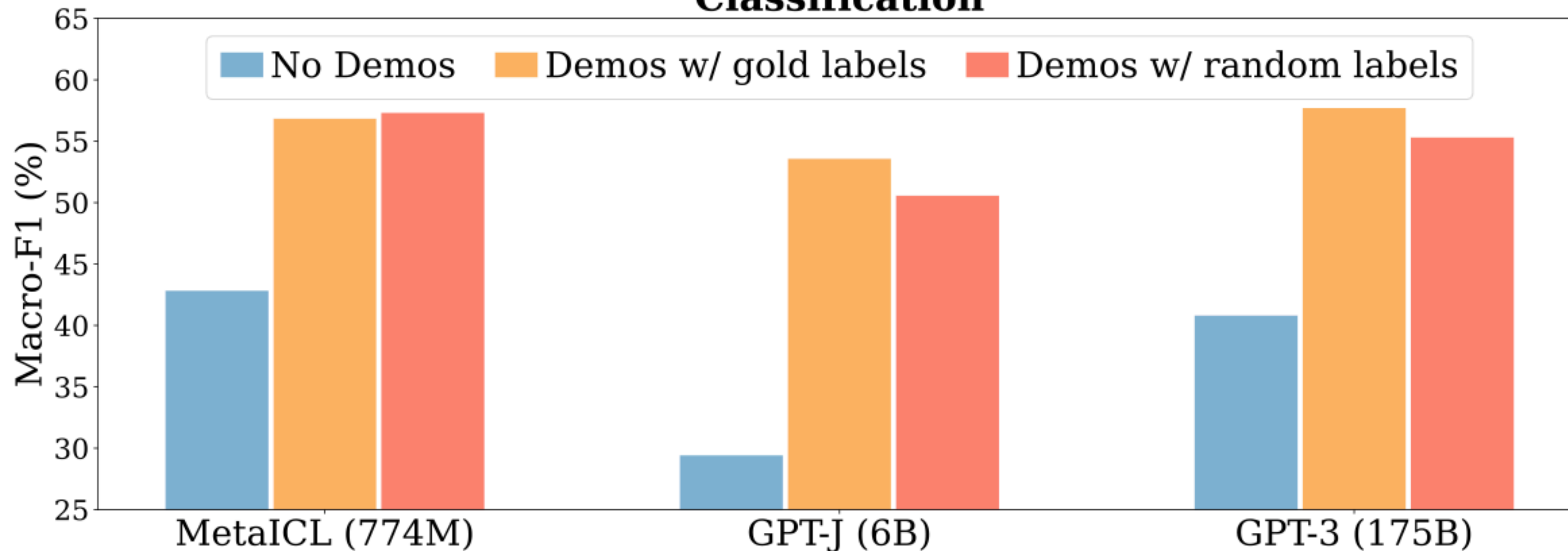
random insertion



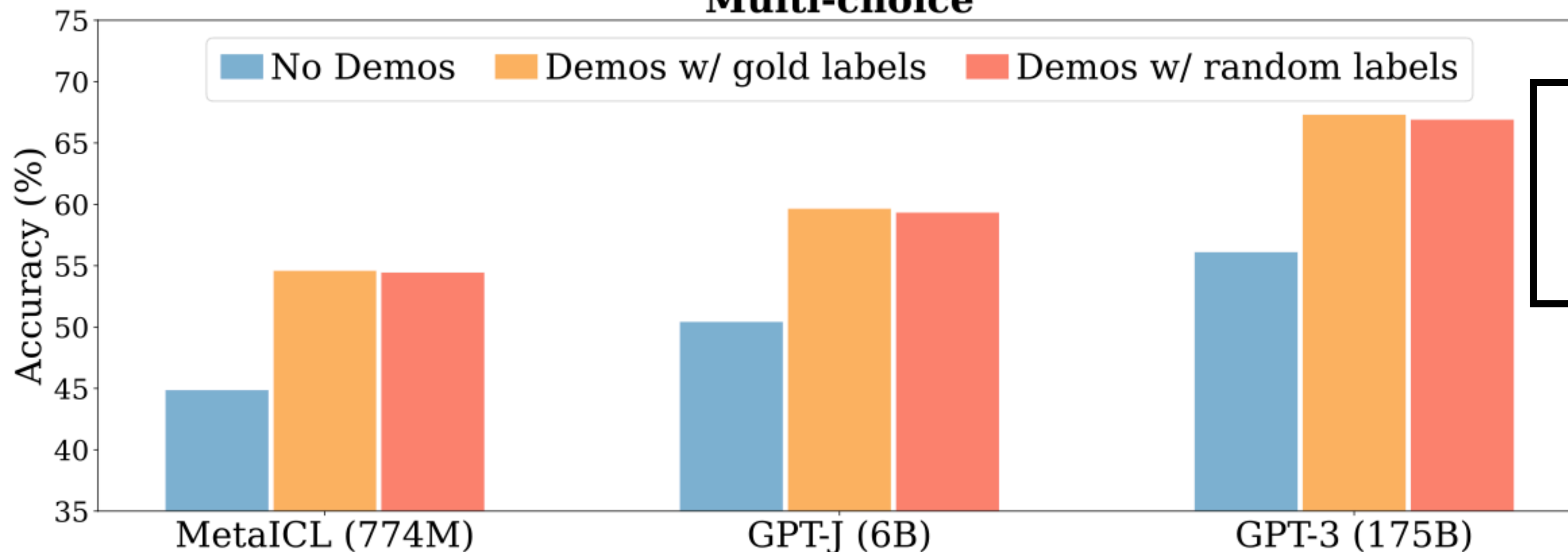
# **Rethinking the Role of Demonstrations: What Makes In-Context Learning Work?**

**Sewon Min**<sup>1,2</sup>    **Xinxi Lyu**<sup>1</sup>    **Ari Holtzman**<sup>1</sup>    **Mikel Artetxe**<sup>2</sup>  
**Mike Lewis**<sup>2</sup>    **Hannaneh Hajishirzi**<sup>1,3</sup>    **Luke Zettlemoyer**<sup>1,2</sup>  
<sup>1</sup>University of Washington    <sup>2</sup>Meta AI    <sup>3</sup>Allen Institute for AI

### Classification



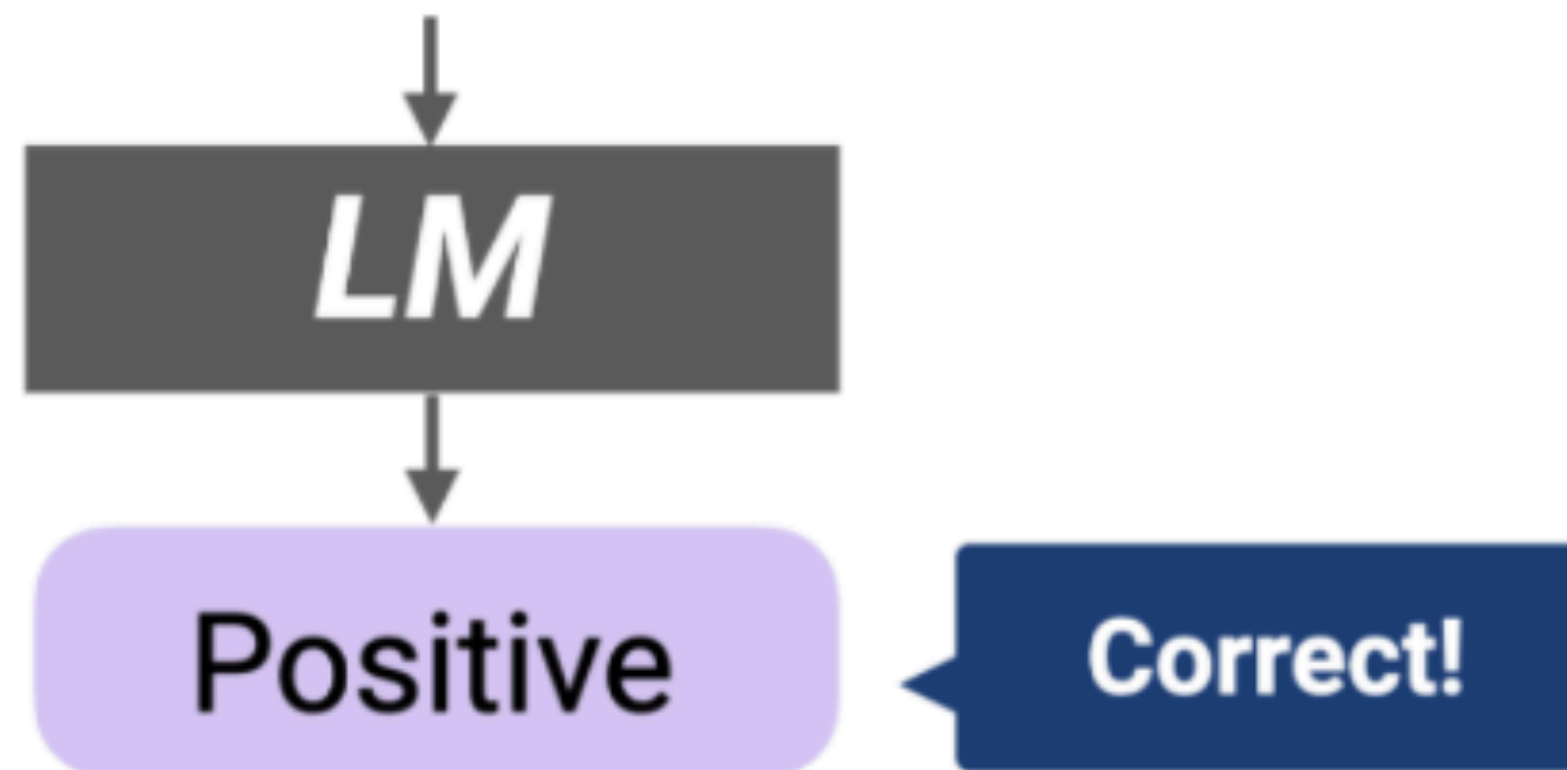
### Multi-choice



ground truth labels don't matter!

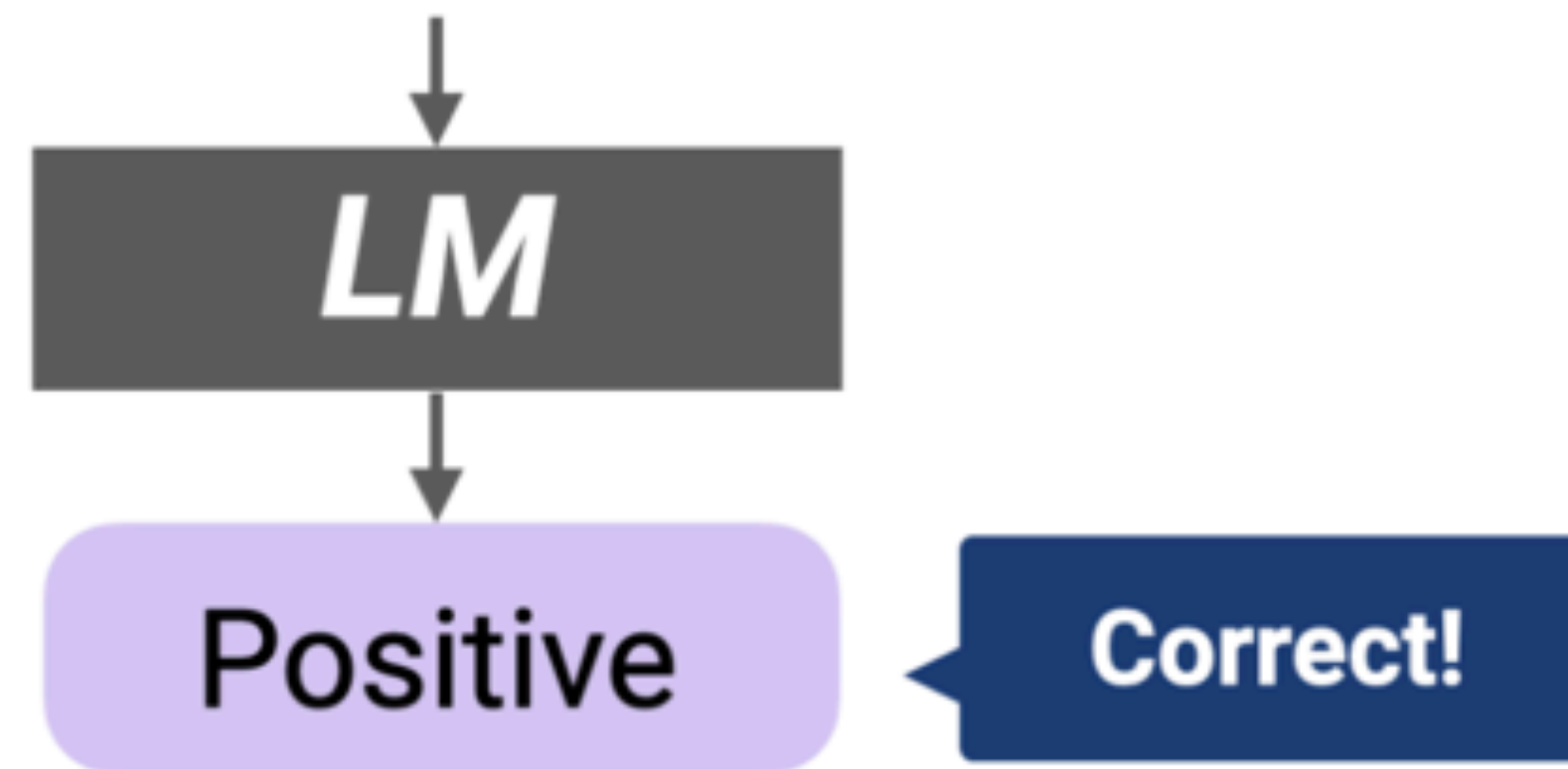
ground truth  
labels

Circulation revenue has increased by 5% in Finland.	\n	Positive
Panostaja did not disclose the purchase price.	\n	Neutral
Paying off the national debt will be extremely painful.	\n	Negative
The company anticipated its operating profit to improve.	\n	_____



replace true labels with  
random labels

Circulation revenue has increased by 5% in Finland. \n **Neutral**  
Panostaja did not disclose the purchase price. \n **Negative**  
Paying off the national debt will be extremely painful. \n **Positive**  
The company anticipated its operating profit to improve. \n \_\_\_\_\_



# Why does in-context learning work?

## Four hypotheses

1. The input-label mapping, whether each input  $x_i$  is paired with the correct label  $y_i$  (not true)
2. The distribution that the input  $x_1, \dots, x_k$  are from (is it from a sports article, or business news?)
3. The output label space  $y_1, \dots, y_k$
4. The format of the demonstration, e.g.  $x // y$ ; Input:  $x$  Output:  $y$ ; etc.

## ***Demonstrations***

### *Distribution of inputs*

### *Label space*

Circulation revenue has increased by 5% in Finland.	\n	Positive
Panostaja did not disclose the purchase price.	\n	Neutral
Paying off the national debt will be extremely painful.	\n	Negative

*Format  
(The use  
of pairs)*

## ***Test example***

*Input-label mapping*

The acquisition will have an immediate positive impact.	\n	?
---------------------------------------------------------	----	---



Colour-printed lithograph. Very good condition.

\n Neutral

Many accompanying marketing ... meaning.

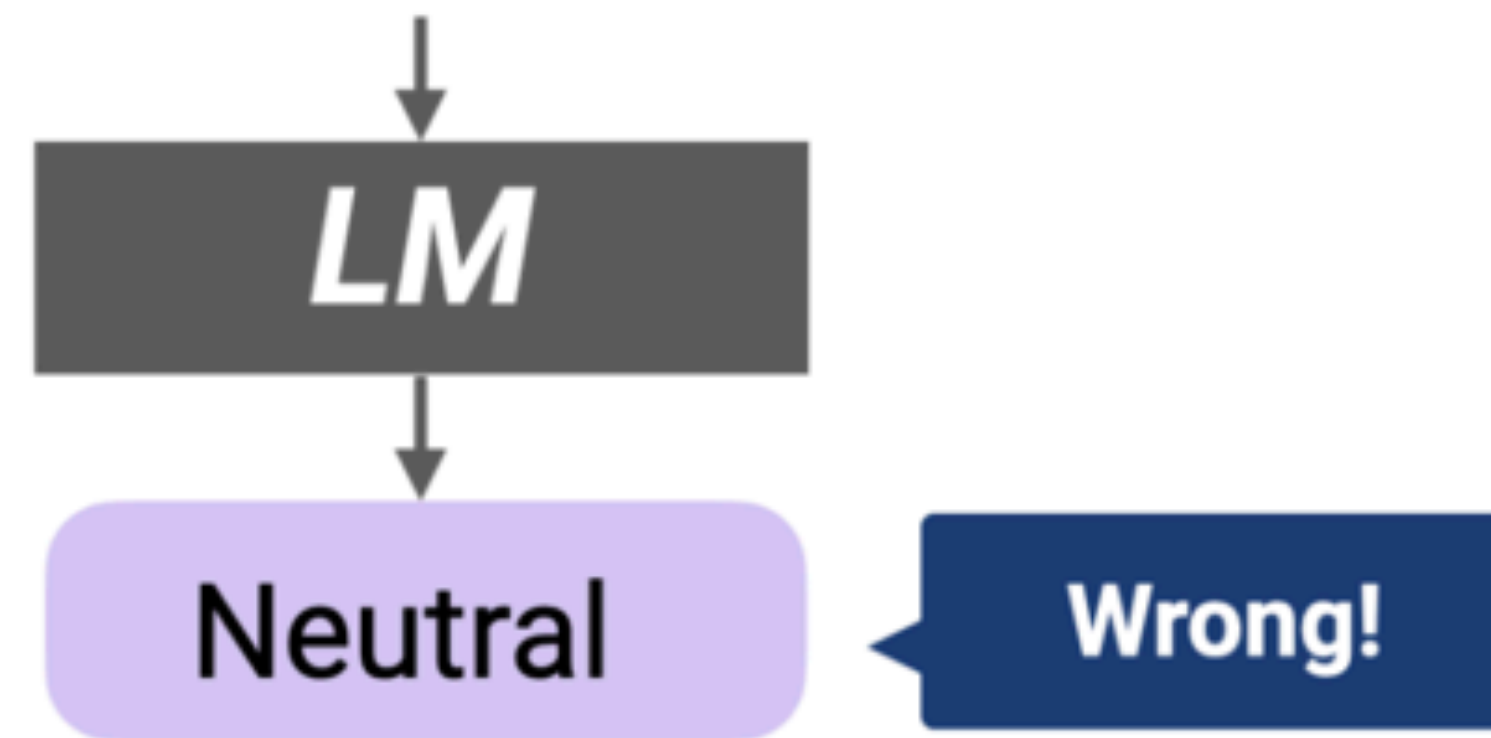
\n Negative

In case you are interested in learning more about ...

\n Positive

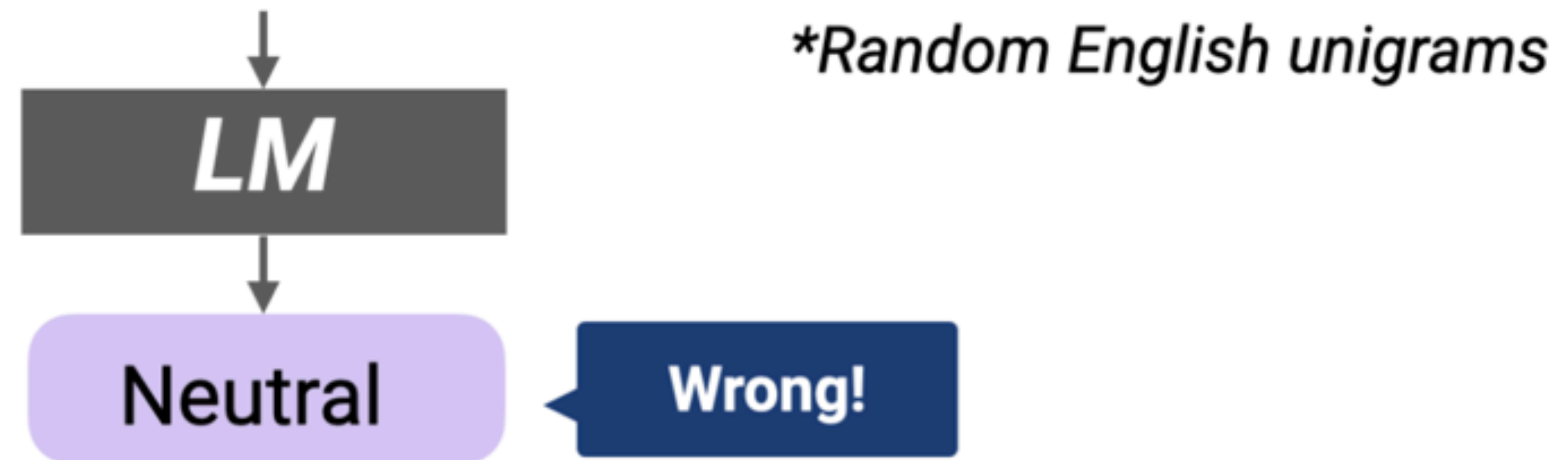
The company anticipated its operating profit to improve. \n \_\_\_\_\_

*\*Randomly Sampled from CC News*

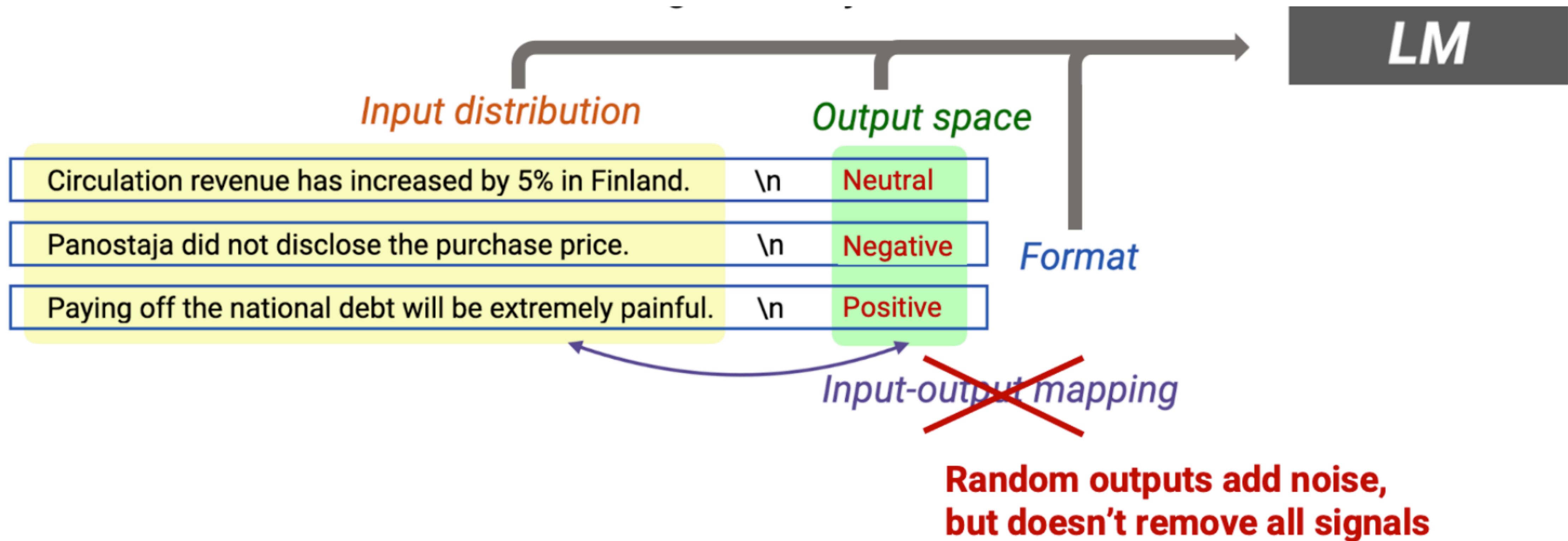


The input distribution matters: using inputs from an out of domain corpus causes a large performance drop

Circulation revenue has increased by 5% in Finland. \n Unanimity  
Panostaja did not disclose the purchase price. \n Wave  
Paying off the national debt will be extremely painful. \n Guana  
The company anticipated its operating profit to improve. \n \_\_\_\_\_



The output distribution matters: using labels that are random English unigrams causes a large performance drop



### Training examples (truncated)

```
beet: sport  
golf: animal  
horse: plant/vegetable  
corn: sport  
football: animal
```



### Test input and predictions

```
monkey: plant/vegetable ✓  
panda: plant/vegetable ✓  
cucumber: sport ✓  
peas: sport ✓  
baseball: animal ✓  
tennis: animal ✓
```

An example synthetic task with unusual semantics that GPT-3 can successfully learn. A modified figure from Rong.

# IN-CONTEXT LEARNING LEARNS LABEL RELATIONSHIPS BUT IS NOT CONVENTIONAL LEARNING

**Jannik Kossen**<sup>1</sup>∇

**Yarin Gal**<sup>1</sup>△

**Tom Rainforth**<sup>2</sup>△

<sup>1</sup> OATML, Department of Computer Science, University of Oxford

<sup>2</sup> Department of Statistics, University of Oxford

# In-Context Learning (ICL)

- How does the conditional label distribution of ICL examples affect accuracy?
- ICL does incorporate in-context label information and can even learn truly novel tasks in-context.
- Analogies between ICL and conventional learning algorithms fall short in a variety of ways
  - Label relationships inferred from pre-training have a lasting effect that cannot be surmounted by in-context observations
  - Additional prompting can improve but likely not overcome this deficiency
  - ICL does not treat all information provided in-context equally and preferentially makes use of label information that appears closer to the query

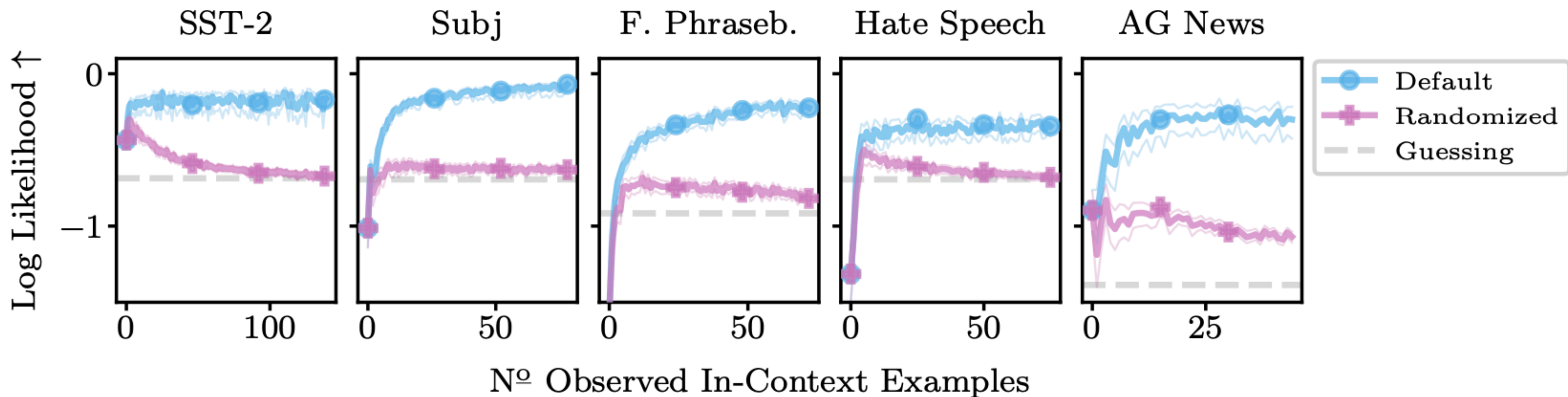


Figure 1: ICL predictions generally depend on the conditional label distribution of in-context examples: when in-context labels are **randomized**, average log likelihoods of label predictions decrease compared to ICL with **default** labels for LLaMa-2-70B across a variety of tasks. Results averaged over 500 in-context datasets and thin lines are 99% confidence intervals. See §5 for details.

Table 1: Average differences between ICL log likelihoods for default and randomized labels. Bold entries indicate differences are statistically significant. We can disregard lightgray entries: for them, default ICL performance is not significantly better than a random guessing baseline. Whenever default ICL outperforms the baseline, ICL almost always performs significantly worse (positive differences) for random labels. Averages over 500 runs at max. context size, standard errors in Table F.1.

$\Delta$ Log Likelihood	SST-2	Subj	FP	HS	AGN	MQP	MRPC	RTE	WNLI
LLaMa-2 7B	<b>0.42</b>	<b>0.39</b>	<b>0.57</b>	<b>0.18</b>	<b>0.53</b>	<b>0.03</b>	0.02	<b>0.03</b>	0.02
LLaMa-2 13B	<b>0.41</b>	<b>0.62</b>	<b>0.49</b>	<b>0.24</b>	<b>0.81</b>	<b>0.04</b>	0.01	<b>0.06</b>	0.02
LLaMa-2 70B	<b>0.51</b>	<b>0.53</b>	<b>0.57</b>	<b>0.34</b>	<b>0.80</b>	<b>0.29</b>	<b>0.04</b>	<b>0.22</b>	<b>0.18</b>
Falcon 7B	<b>0.20</b>	<b>0.19</b>	<b>0.25</b>	<b>0.06</b>	<b>0.31</b>	0.01	0.01	-0.01	0.01
Falcon 7B Instr.	<b>0.13</b>	<b>0.08</b>	<b>0.11</b>	<b>0.03</b>	<b>0.15</b>	0.03	0.02	-0.00	0.00
Falcon 40B	<b>0.34</b>	<b>0.35</b>	<b>0.31</b>	<b>0.18</b>	<b>0.90</b>	<b>0.06</b>	0.01	0.01	0.02
Falcon 40B Instr.	<b>0.25</b>	<b>0.37</b>	<b>0.27</b>	0.02	<b>0.77</b>	<b>0.06</b>	0.02	0.02	<b>0.04</b>



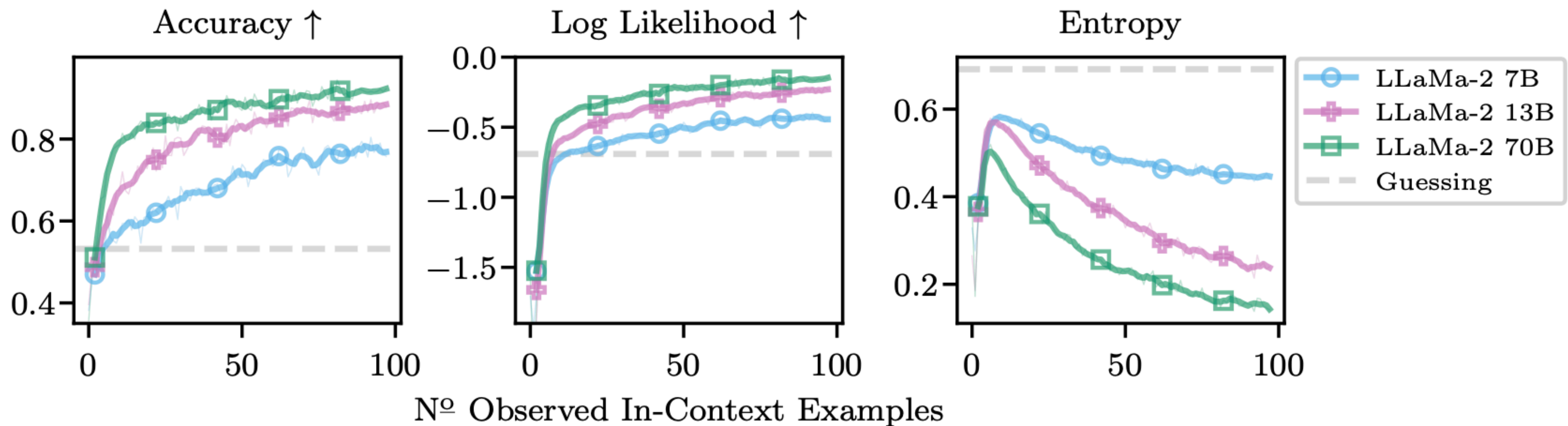


Figure 4: Few-shot ICL achieves accuracies significantly better than random guessing on our **novel author identification** task. Thus, LLMs can learn novel label relationships entirely in-context. Averages over 500 runs, thick lines with additional moving average (window size 5) for clarity.

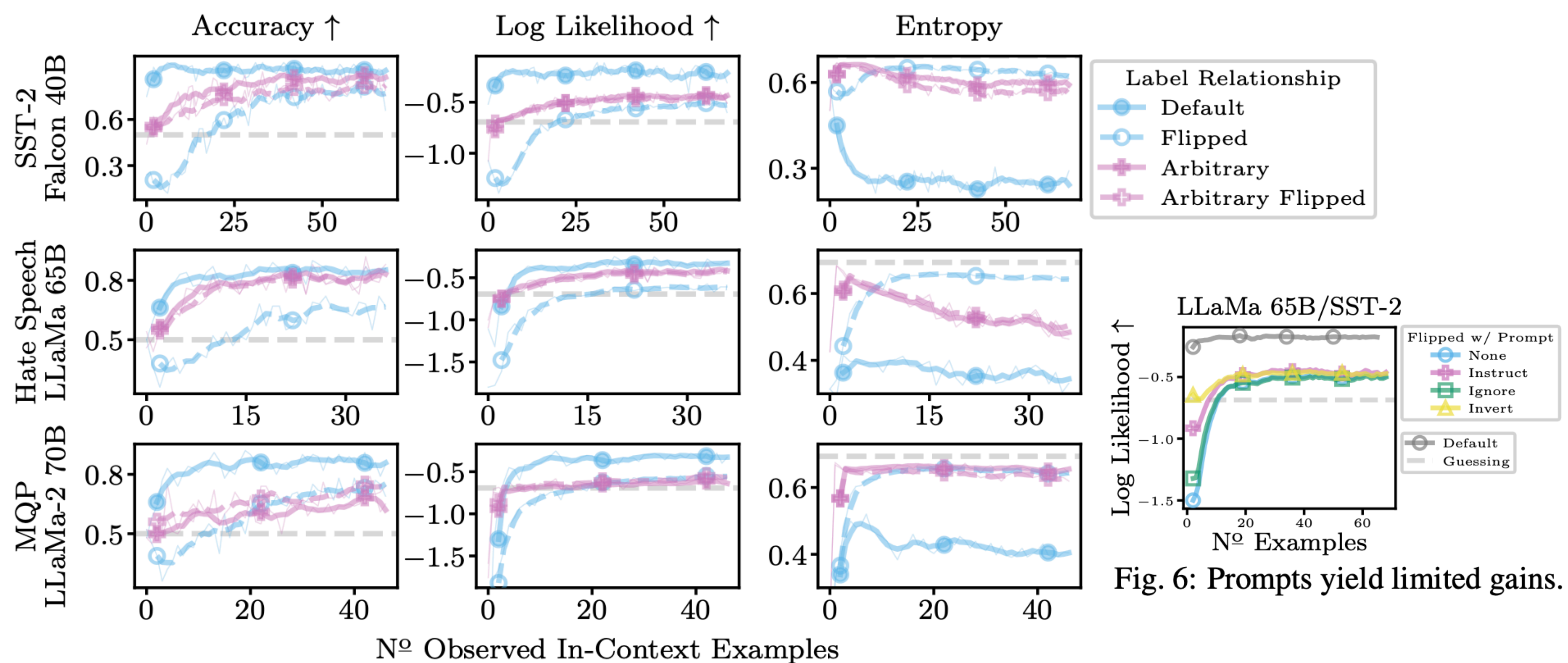


Fig. 6: Prompts yield limited gains.

Figure 5: Few-shot ICL with **replacement labels** for Falcon-40B on SST-2, LLaMa-2-65B on Hate Speech, and LLaMa-2-70B on MQP. Table 2 and §F contain results for all other models and tasks. ICL achieves better than guessing performance for all label relations and models. However, predictions for flipped labels (dashed blue) plateau at a higher entropies and lower likelihoods than those for the default label relation (solid blue). For arbitrary labels (pink), the model performs similarly for both label directions. Averages over 100 runs and thick lines with moving average (window size 5).

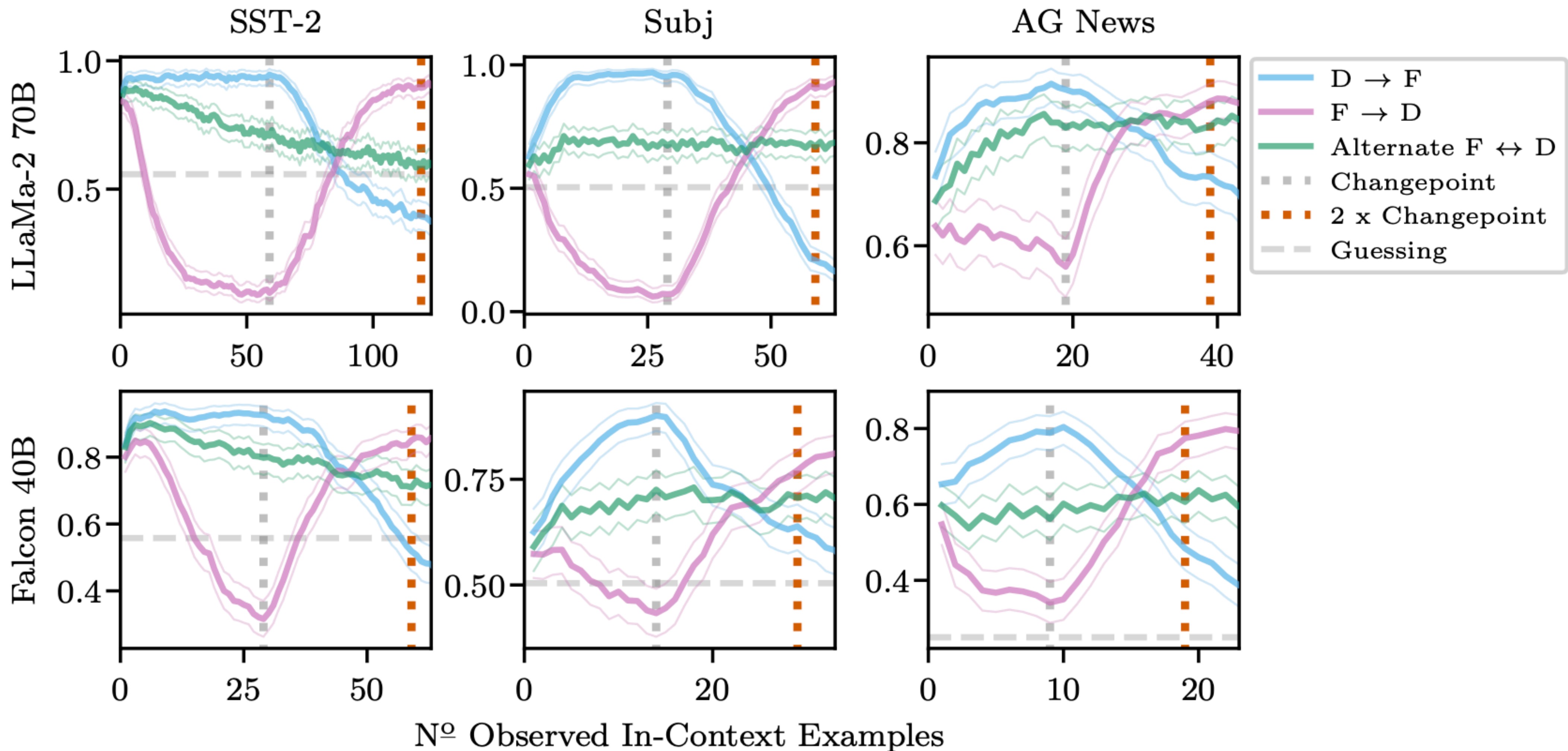


Figure 7: Few-shot ICL accuracies when the **label relationship changes throughout ICL**. For ( $D \rightarrow F$ ), we start with default labels and change to flipped labels at the changepoint, for ( $F \rightarrow D$ ) we change from flipped to the default labels at the changepoint, and for (Alternating  $F \leftrightarrow D$ ) we alternate between the two label relationships after every observation. For all setups, at ‘2 x Changepoint’, the LLMs have observed the same number of examples for both label relations. If, according to NH3, ICL treats all in-context information equally, predictions should be equal at that point—but they are not. Bootstrapped 99% confidence intervals, moving averages (size 3), and 500 repetitions.